

3

PLAN TO BUILD WITH WEST COAST WOODS

You can count on West Coast Woods. You will get your money's worth in service and satisfaction.

Douglas fir, West Coast hemlock, Western red cedar and Sitka spruce are familiar names with home builders. Time-tested building materials, they are known for their beauty, long life, dependability. Whatever style of home you build, they will enable you to express all those individual ideas which make a home truly yours.


You will find, too, that wood is outstanding for your other farm buildings. Wood structures are easy to erect, move, enlarge or modernize. They are warmer in winter, cooler in summer. The many advantages of wood assure a practical investment of your building dollar.

Talk to your retail lumber dealer about your farm buildings. He has had a lot of experience in construction. He can point out the advantages of building with West Coast Woods—Douglas fir, West Coast hemlock, Western red cedar and Sitka spruce.

**WEST
COAST
WOODS**

Douglas Fir
West Coast Hemlock
Western Red Cedar
Sitka Spruce

Since 1954



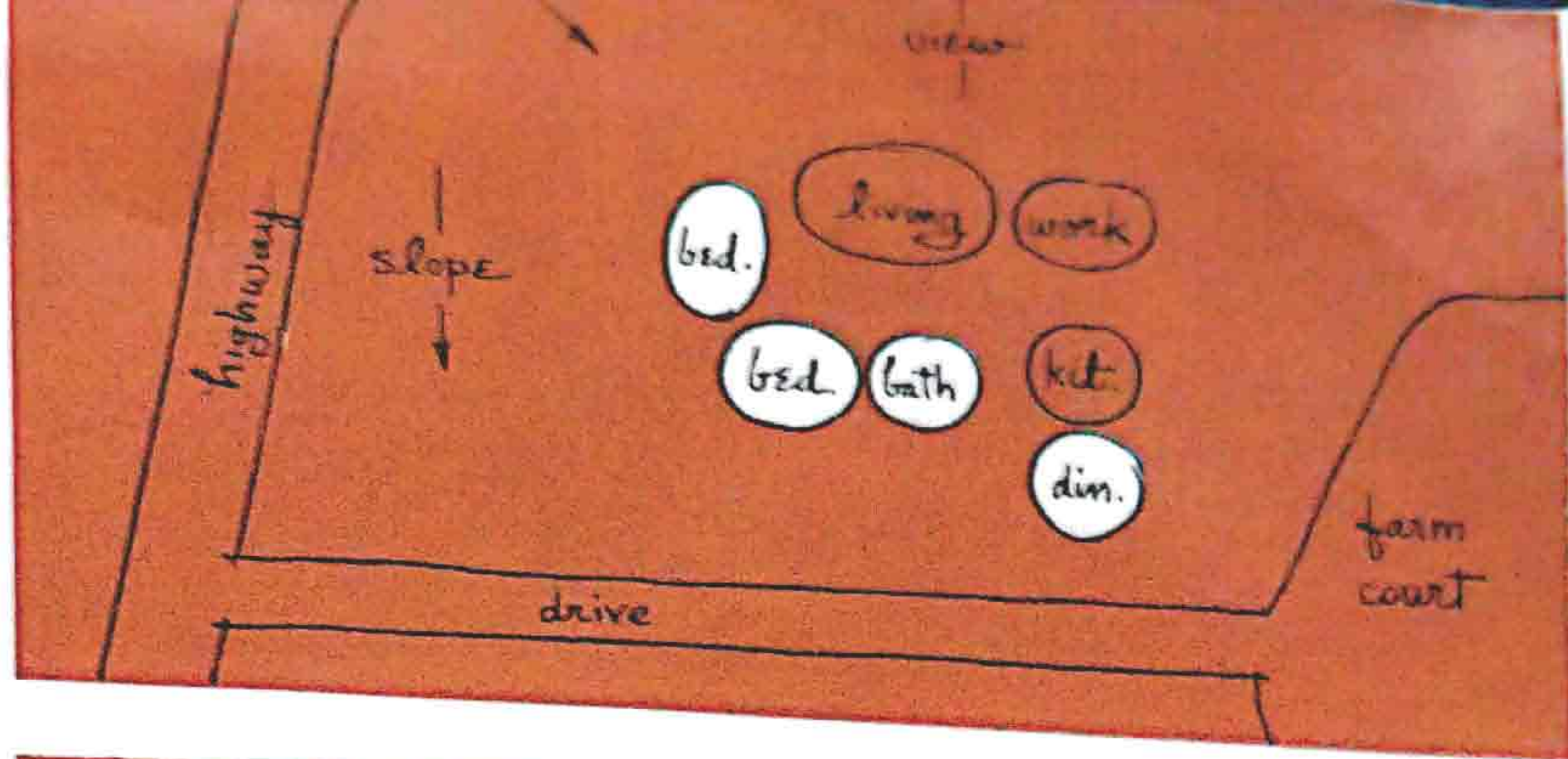
• ٨٧٩

Additional copies of this booklet available without charge

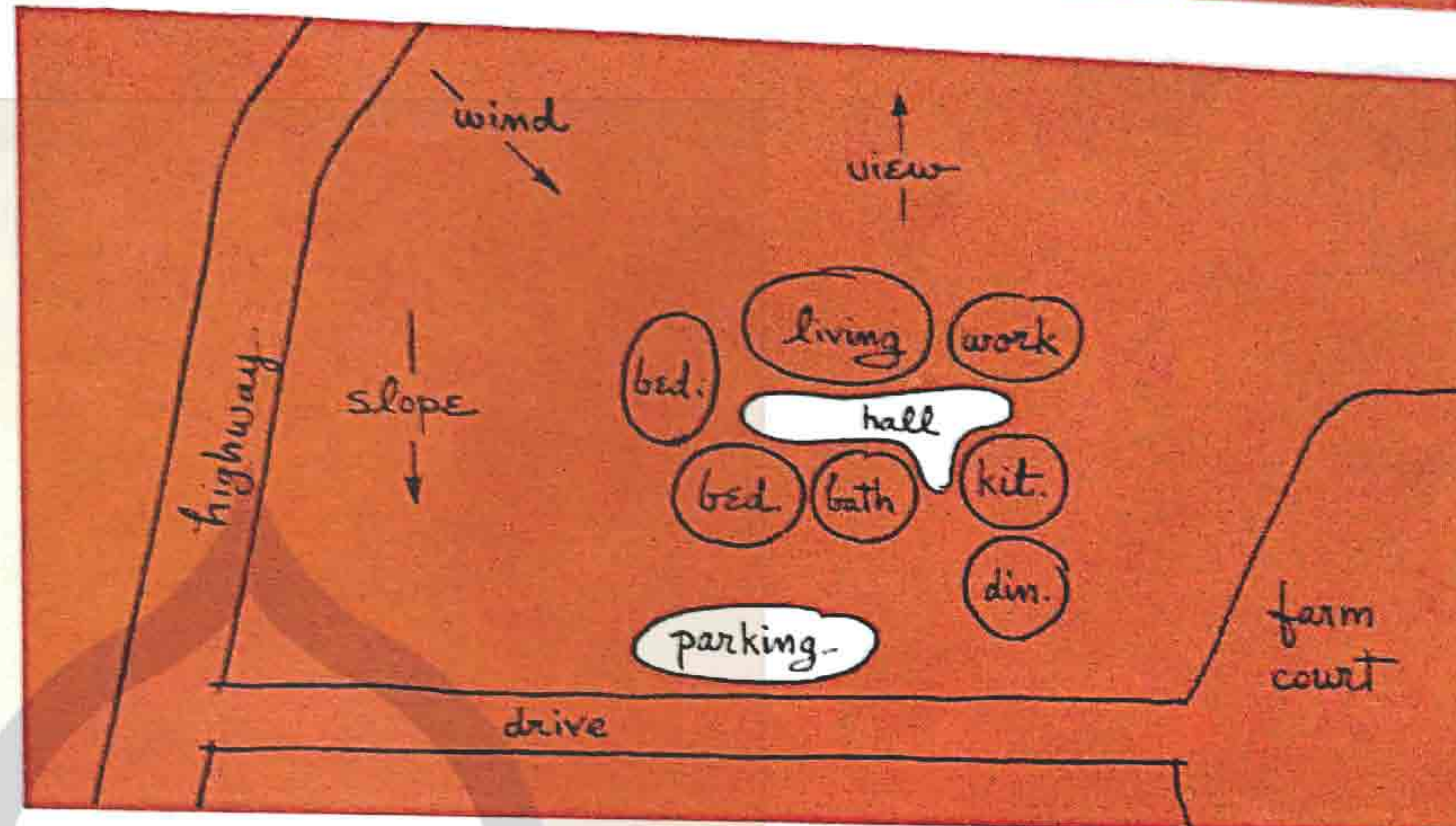
WEST COAST LUMBERMEN'S ASSOCIATION

1410 S. W. Morrison Street, Portland 5, Oregon

5 It's most convenient to have the dining room next to the kitchen, so add it next. If you want the dining room as a part of the living room, the plan will be entirely different. A secondary view from the dining room may be important, too. Generally the bedrooms and bath are added last since they can be any place; views from the other rooms determine their spot.



6 Connect the rooms with a hallway. This hall might cross the end of a room, but it's still a hall and is shown as such in the room arrangement. Besides making the house easier to clean, the hall provides a great deal of extra storage space which can be built into the walls. Locate your parking lot near the front door.



7 This, too, is only one plan which could develop from this room arrangement. So you see, making circles works for a house any size. It doesn't matter whether it's a new house or a remodeled one.

When remodeling, forget about your present house. Work out your plan arrangement and then see how close it comes to your present house. Sometimes, changing a door or adding a wall is all that's needed.

Circles can also help you arrange your storage space within your house, as well as the different pieces of furniture which go into each room. In planning the spot for buildings around your farm court, you'll find the circle method a real help, too.

